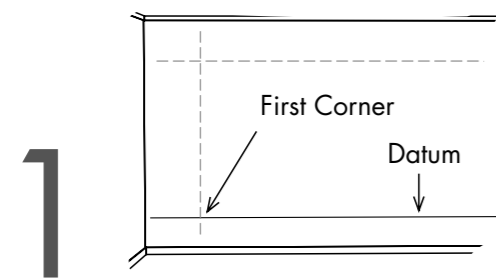


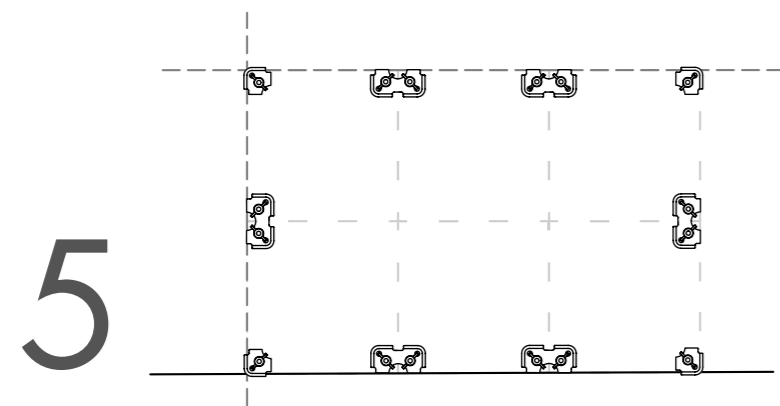
To complete the installation of Quietspace® 3D Tile you will need: A chalk line & tape measure.



Quietspace® 3D Tile S-5.26, S-5.34, S-5.37 and S-5.53 measure 22.7" x 22.7".

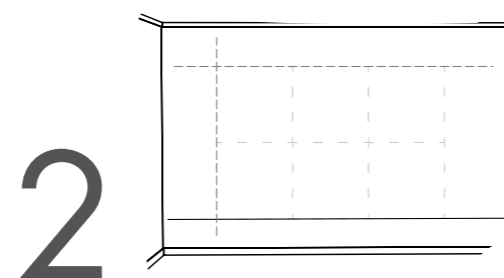
Measure your space and work out where you would like your 3D Tiles mounted as an area divisible by 22.7".

In most situations it is best to measure up from the floor and mark a straight line using a chalk line along the bottom of the area, this line is your Datum. On the Datum chalk your first corner at 90°.



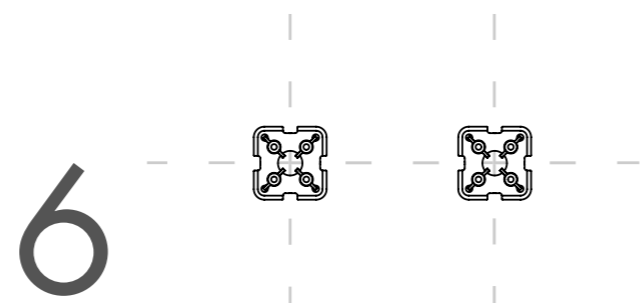
Complete perimeter of grid (at the 22.7" centers) using (Fig. 2) for edges and (Fig. 3) for corners.

Continuously check your spacing is square and be sure the distance between centers is consistently 22.7"



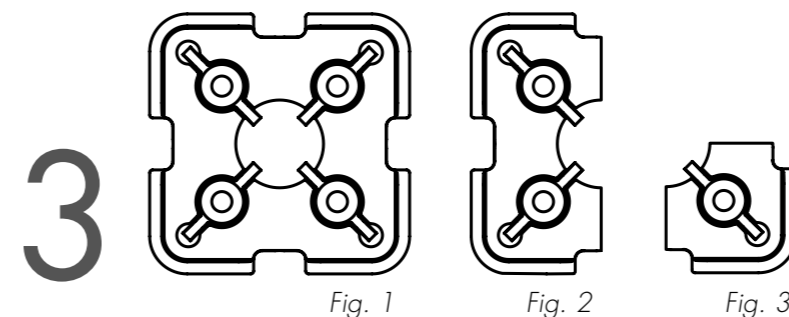
From your first corner mark, measure out centers of 22.7" both horizontally and vertically.

Use these markings to chalk line the grid in which the tiles will sit.



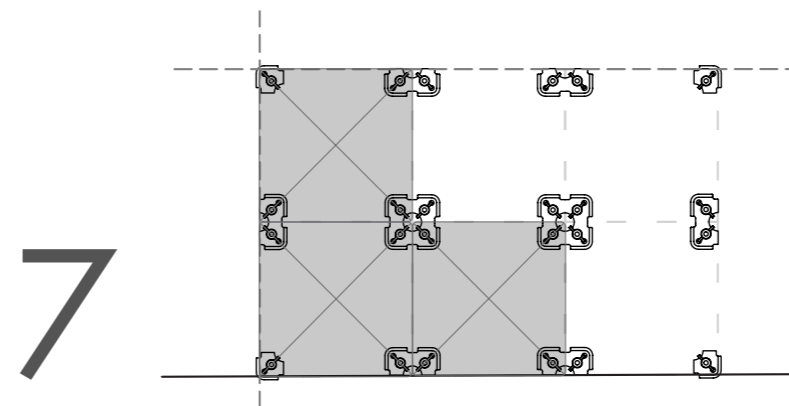
Fix the Quick Clips shown in Step 3 (Fig 1.) at the cross points of the remaining horizontal and vertical chalk lines.

The centre of the clips must match up with the centre point of the chalk lines.



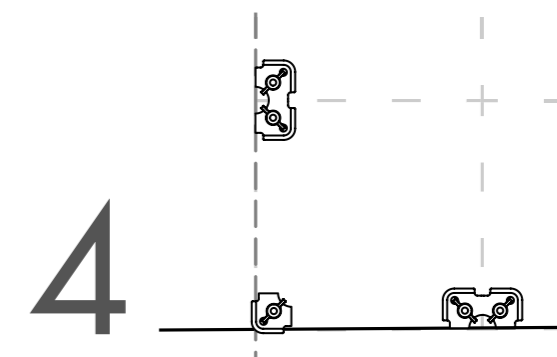
Clip Preparation

- For every junction of 4 tiles designate a whole Quick Clip (Fig. 1)
- For every join of two tiles along an edge, break the Quick Clip in half (Fig. 2)
- For the 4 outer edge corners, break the Quick Clip into quarters (Fig. 3)



Start placing the Quietspace® 3D Tiles into the clips starting from the bottom left hand corner, working upwards and then across left to right.

Continue until all clips are completely covered.



Quick Clip drawings not to scale

Using fixings suitable for your substrate, fix the first corner in place using the Quick Clip shown in Step 3 (Fig. 3). Always use a mechanical means of fixing, an 8g screw is recommended.

Methodically work around the perimeter using the Quick Clip shown in Step 3 (Fig. 2) fixing at 22.7" centers. Once you have reached the top of your grid use the same shape clip as the first corner rotated clockwise by 90°.

Quietspace®  
3D Tile